




NAME: _____


Teen Numbers


Directions: Finish filing the ten frames to match the teen number.


	+	<table border="1"><tr><td> </td><td> </td><td> </td><td> </td><td> </td></tr><tr><td> </td><td> </td><td> </td><td> </td><td> </td></tr></table>											= 18

	+	<table border="1"><tr><td> </td><td> </td><td> </td><td> </td><td> </td></tr><tr><td> </td><td> </td><td> </td><td> </td><td> </td></tr></table>											= 15

	+	<table border="1"><tr><td> </td><td> </td><td> </td><td> </td><td> </td></tr><tr><td> </td><td> </td><td> </td><td> </td><td> </td></tr></table>											= 12

	+	<table border="1"><tr><td> </td><td> </td><td> </td><td> </td><td> </td></tr><tr><td> </td><td> </td><td> </td><td> </td><td> </td></tr></table>											= 13











	+	<table border="1"><tr><td> </td><td> </td><td> </td><td> </td><td> </td></tr><tr><td> </td><td> </td><td> </td><td> </td><td> </td></tr></table>											= 17

	+	<table border="1"><tr><td> </td><td> </td><td> </td><td> </td><td> </td></tr><tr><td> </td><td> </td><td> </td><td> </td><td> </td></tr></table>											= 14

NAME: _____

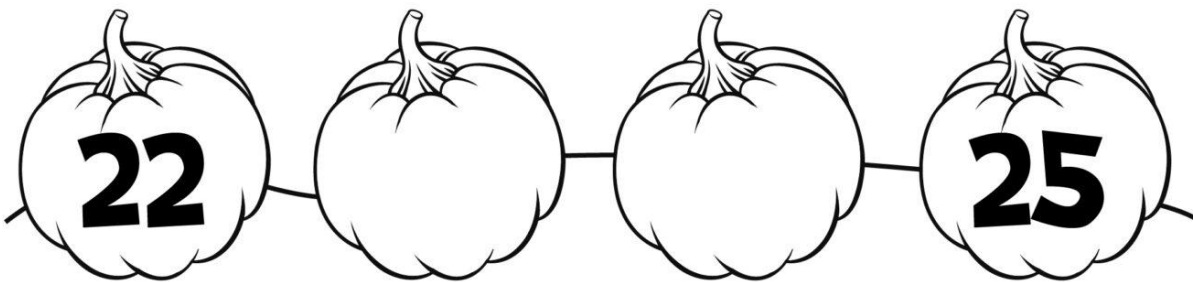
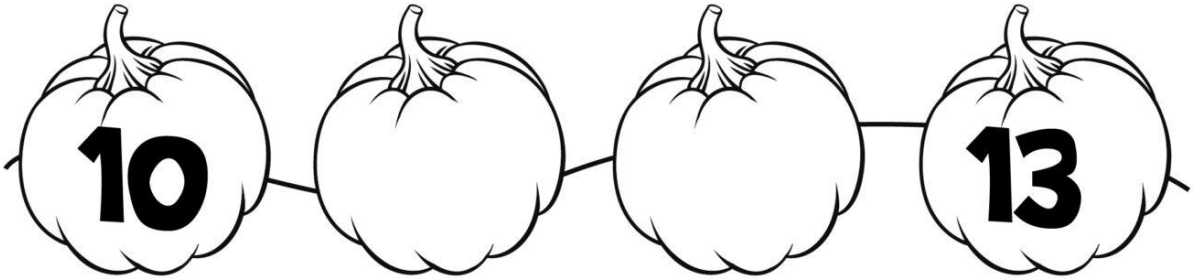
Count and Match

Direction: Cut and paste to match.

 1		
 2		
 3		
 4		
 5		

NAME: _____


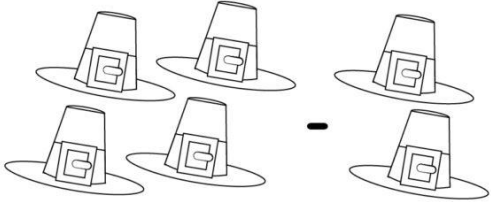
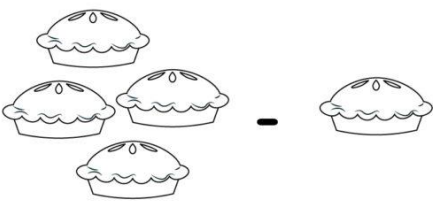
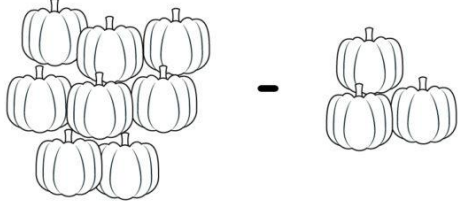
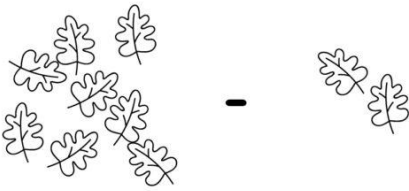
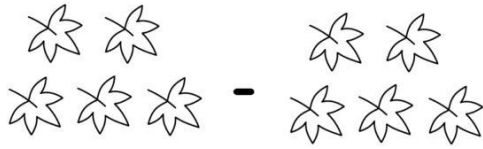

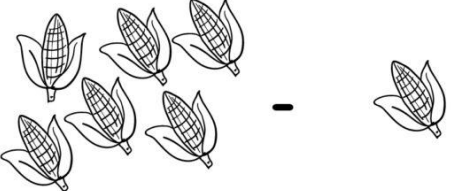
Fall missing numbers



NAME: _____





Fall subtraction

Directions: Count the items to complete the subtraction sentences.

 $\square - \square = \square$	 $\square - \square = \square$
 $\square - \square = \square$	 $\square - \square = \square$
 $\square - \square = \square$	 $\square - \square = \square$
 $\square - \square = \square$	 $\square - \square = \square$

NAME: _____

Pumpkin Graph

 yellow	 orange	 green	 purple

NAME: _____

Fall Skip Counting By 5's

Directions: Skip count by 5's and write the missing number on each leaf.


5			20
25	30		
		55	
	70		80
			100


NAME: _____


Greater than OR Less than


Direction: Place a piece of candy corn in each circle to show


greater than >  or less than < .


12  15


13  10


11  14


19  17


18  8

7  10

6  12

13  18

10  17

5  15


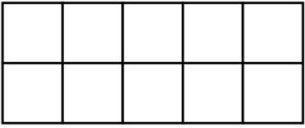

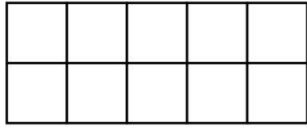

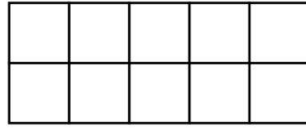

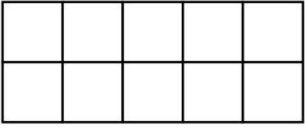

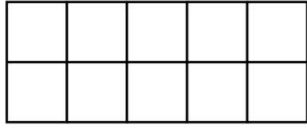

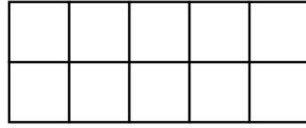

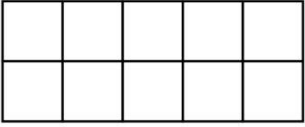

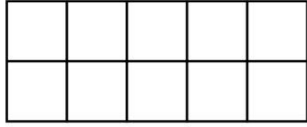

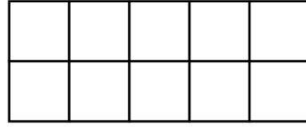
NAME: _____



Fall Ten Frames



Directions: Fill in the ten frames to match the numbers.

 2 	 8 	 7 
 0 	 3 	 5 
 4 	 1 	 9 

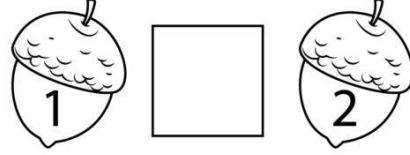

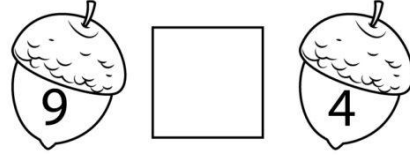
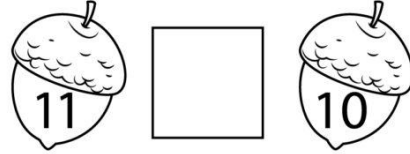


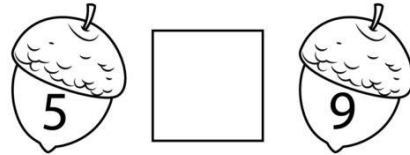
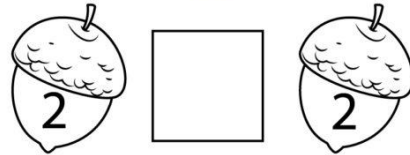
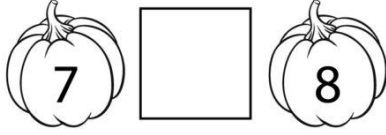







NAME: _____



Fall More or Less



Directions: Compare each pair of numbers and write the correct equality sign in the middle.




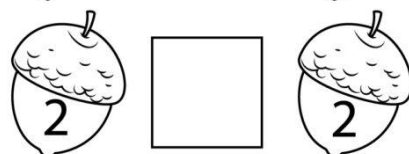
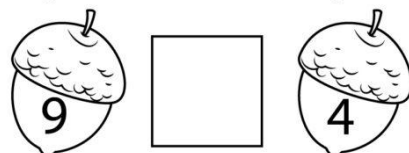
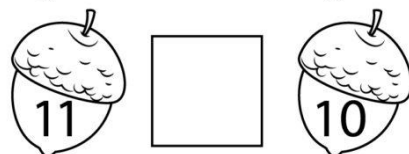


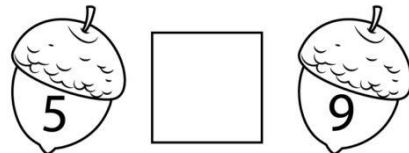
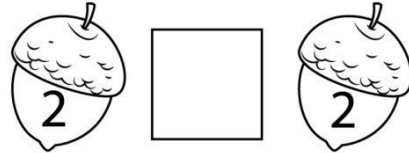
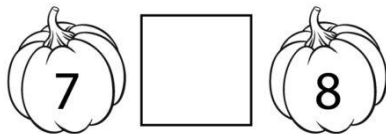
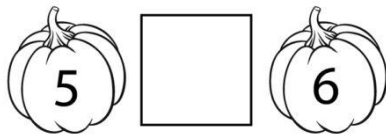
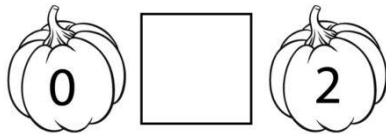



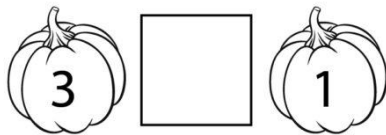
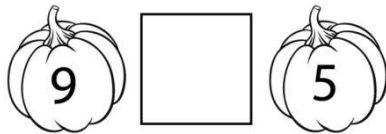
NAME: _____



Fall More or Less






Directions: Compare each pair of numbers and write the correct equality sign in the middle.



NAME: _____

Autumn Candy Graph

How many?



candy corn



pumpkin



acorn

I have the most:



candy corn



pumpkin



acorn

I have the least:



candy corn



pumpkin



acorn


1 2 3 4 5 6 7 8 9 10

NAME: _____

Sums of 5

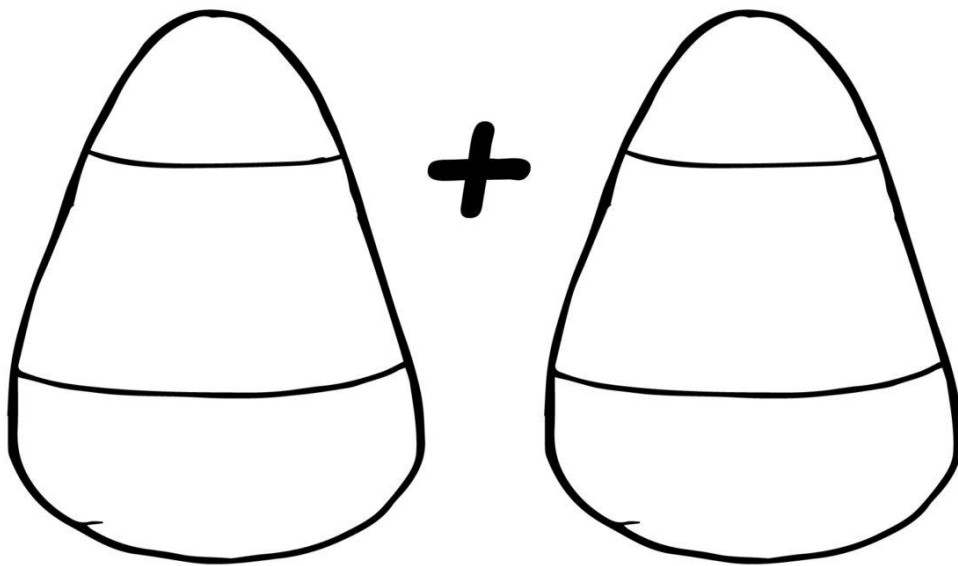
Pumpkin Picking

Direction: Color your pumpkins to match the equations and make "Sums of 5"



NAME: _____

candy corn ADDITION



Use candy corn to solve
the addition problem.

$2 + 3 =$

$3 + 5 =$

$4 + 4 =$

$2 + 2 =$

$5 + 5 =$

$0 + 4 =$

$5 + 4 =$

$4 + 3 =$

$2 + 4 =$

$0 + 5 =$

$1 + 3 =$

$1 + 4 =$

NAME: _____



Color the Answer!

Directions: Add, then color the box with the correct answer.



• $2 + 3 =$

• $6 + 1 =$

• $3 + 3 =$

• $5 + 3 =$

• $2 + 4 =$



• $8 + 1 =$

• $7 + 3 =$

• $2 + 5 =$

• $9 + 1 =$

• $4 + 4 =$



NAME: _____

Before and After Numbers

Directions: Write the numbers that come before and after.



	18	
--	----	--

	21	
--	----	--

	60	
--	----	--

	99	
--	----	--

	45	
--	----	--

	37	
--	----	--

	50	
--	----	--

	2	
--	---	--

	72	
--	----	--

	10	
--	----	--

NAME: _____



PUMPKIN SEEDS SUBTRACTION

Subtract. Use your pumpkin seeds to help you. Place the correct number of pumpkin seeds in the jar. Take the correct number of pumpkin out. That is your answer!

$5 - 1 =$

$10 - 5 =$

$8 - 5 =$

$7 - 2 =$

$3 - 1 =$

$8 - 4 =$

$7 - 4 =$

$5 - 3 =$

$9 - 5 =$

$6 - 5 =$

$4 - 2 =$

$6 - 3 =$